

## Concentric CI U.S. Equity GIF — Concentric GIF 75/100 F-Class

April 30, 2025

### Fund Details

**Inception Date :** April 18, 2021

**Net Assets :** \$1.50 million

**Portfolio Manager :**

The Empire Life Insurance Company

**Sub advisor :** CI Global Asset Management

**Min. Investment :**

\$1,000 initial, \$50 per fund

**MER :** 2.36%

**Risk Rating :** Medium

**Asset class :** U.S. Equity

**Management Fee :** 1.39%

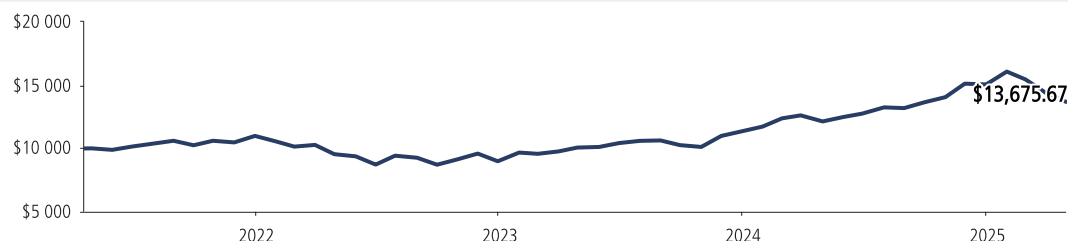
### Management

Aubrey Hearn

Jack Hall

### Growth of \$10,000 As at April 30, 2025

Investment value: **\$13,675.67 at April 30, 2025**





### Compound Returns As at April 30, 2025

Series	1 month	3 months	6 months	YTD	1 year	3 years	5 years	10 years	psi
Concentric CI U.S. Equity GIF Concentric GIF 75/100 F-Class	-4.85%	-14.89%	-2.68%	-9.14%	12.69%	12.72%	—	—	8.32%
Concentric CI U.S. Equity GIF Concentric GIF 75/100	-4.93%	-15.13%	-3.22%	-9.48%	11.45%	11.50%	—	—	7.15%
Concentric CI U.S. Equity GIF Concentric GIF 75/75 F-Class	-4.81%	-14.79%	-2.44%	-8.99%	13.26%	13.29%	—	—	8.87%
Concentric CI U.S. Equity GIF Concentric GIF 75/75	-4.90%	-15.03%	-3.00%	-9.34%	11.96%	12.01%	—	—	7.64%

### Calendar Returns As at April 30, 2025

Series	2015	2016	2017	2018	2019	2020	2021	2022	2023	2024
Concentric CI U.S. Equity GIF Concentric GIF 75/100 F-Class	—	—	—	—	—	—	10.92%	-18.22%	26.07%	32.82%
Concentric CI U.S. Equity GIF Concentric GIF 75/100	—	—	—	—	—	—	10.11%	-19.10%	24.72%	31.35%
Concentric CI U.S. Equity GIF Concentric GIF 75/75 F-Class	—	—	—	—	—	—	11.34%	-17.81%	26.70%	33.48%
Concentric CI U.S. Equity GIF Concentric GIF 75/75	—	—	—	—	—	—	10.43%	-18.73%	25.30%	31.96%

**Portfolio Allocations** As at March 31, 2025**Sector Allocation****Geographic Allocation****Asset Allocation****Currency Allocation****Top 10 Holdings**

Name	Weight
Alphabet Inc. Cap Stk CI C	6.50%
Visa Inc. Com CI A	6.49%
Amazon.com Inc. Com	6.32%
Mastercard Inc. CI A	6.31%
Meta Platforms Inc. CI A	6.19%
Microsoft Corp. Com	6.16%
BROOKFIELD CORP	5.57%
KKR & Co. Inc. Com	4.50%
UnitedHealth Group Inc. Com	4.13%
Apple Inc. Com	3.75%

**Fund codes**

Series	F-Class	Front-end load	Low load *	No load	Back-end load *
Concentric GIF 75/100 F-Class	CIE21721	—	—	—	—
Concentric GIF 75/100	—	CIE21021	CIE21221	CIE21321	CIE21521
Concentric GIF 75/75 F-Class	CIE20721	—	—	—	—
Concentric GIF 75/75	—	CIE20021	CIE20221	CIE20321	CIE20521

\* Effective May 29, 2023, the Deferred Sales Charge (DSC) and Low Load (LL) Purchase Fee Options are no longer available for new deposits. Switches between funds purchased with the same Purchase Fee Option will continue to be allowed.

**Fees**

Series	Management Fee	MER
Concentric GIF 75/100 F-Class	1.39%	2.36%
Concentric GIF 75/100	2.39%	3.44%
Concentric GIF 75/75 F-Class	1.39%	1.85%
Concentric GIF 75/75	2.39%	2.99%

®Registered trademark of The Empire Life Insurance Company. CONCENTRIC and CONCENTRIC ONLINE APPLICATION CENTRE are trademarks of The Empire Life Insurance Company. A description of the key features of the individual variable insurance contract is contained in the Information Folder for the product being considered. **Any amount that is allocated to a Segregated Fund is invested at the risk of the contract owner and may increase or decrease in value.** Please read the information folder, contract and fund facts before investing. The information in this document is for general information purposes only and is not to be construed as providing legal, tax, financial or professional advice. The Empire Life Insurance Company assumes no responsibility for any reliance made on or misuse or omissions of the information contained in this document. Please seek professional advice before making any decision. Contracts are issued by The Empire Life Insurance Company. ®Registered trademark of The Empire Life Insurance Company. CONCENTRIC is a trademark of The Empire Life Insurance Company. EMPIRE LIFE and the Empire Life logo are registered trademarks of The Empire Life Insurance Company. Certain names, words, phrases, graphics or designs may constitute trade names, registered or unregistered trademarks or service marks of CI Investments Inc. and are used with permission. CI Global Asset Management is a registered business name of CI Investments Inc. ©CI Investments Inc. 2024. All rights reserved.