

Concentric CI Portfolio Series Maximum Growth GIF — Concentric GIF 75/100 F-Class

April 30, 2025

Fund Details

Inception Date : April 18, 2021

Net Assets : \$197.55 thousand

Portfolio Manager :

The Empire Life Insurance Company

Sub advisor : CI Global Asset Management

Min. Investment :

\$1,000 initial, \$50 per fund

MER : 2.42%

Risk Rating : Medium

Asset class : Global Equity

Management Fee : 1.44%

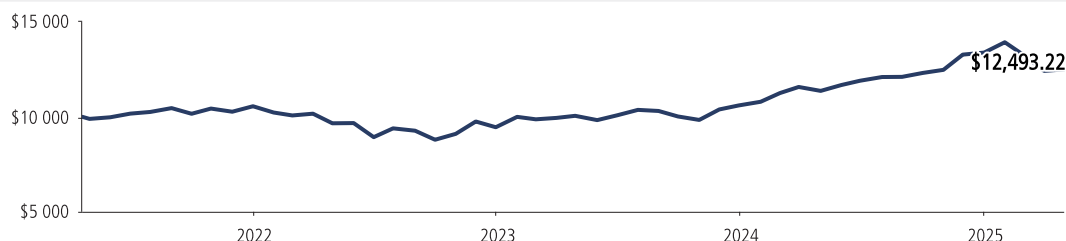
Management

Alfred Lam

Marchello Holditch

Growth of \$10,000 As at April 30, 2025

Investment value: **\$12,493.22 at April 30, 2025**

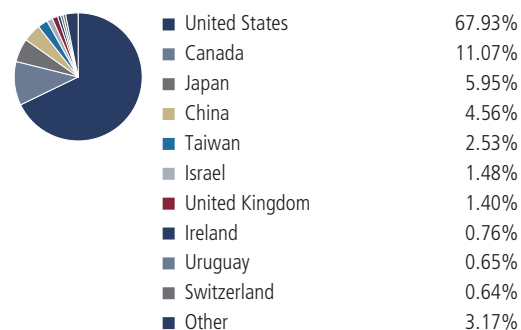


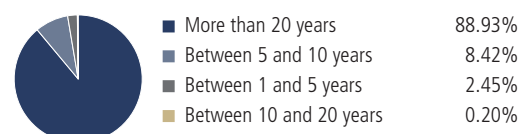


Compound Returns As at April 30, 2025

| Series | 1 month | 3 months | 6 months | YTD | 1 year | 3 years | 5 years | 10 years | psi |
|---|---------|----------|----------|--------|--------|---------|---------|----------|-------|
| Concentric CI Portfolio Series Maximum Growth GIF Concentric GIF 75/100 F-Class | 0.62% | -10.27% | 0.18% | -6.62% | 9.94% | 8.96% | — | — | 5.87% |
| Concentric CI Portfolio Series Maximum Growth GIF Concentric GIF 75/100 | 0.53% | -10.52% | -0.39% | -6.97% | 8.70% | 7.73% | — | — | 4.68% |
| Concentric CI Portfolio Series Maximum Growth GIF Concentric GIF 75/75 F-Class | 0.66% | -10.15% | 0.45% | -6.45% | 10.54% | 9.56% | — | — | 6.46% |
| Concentric CI Portfolio Series Maximum Growth GIF Concentric GIF 75/75 | 0.58% | -10.39% | -0.10% | -6.78% | 9.31% | 8.33% | — | — | 5.26% |

Calendar Returns As at April 30, 2025

| Series | 2015 | 2016 | 2017 | 2018 | 2019 | 2020 | 2021 | 2022 | 2023 | 2024 |
|---|------|------|------|------|------|------|-------|---------|--------|--------|
| Concentric CI Portfolio Series Maximum Growth GIF Concentric GIF 75/100 F-Class | — | — | — | — | — | — | 6.32% | -10.47% | 12.13% | 26.26% |
| Concentric CI Portfolio Series Maximum Growth GIF Concentric GIF 75/100 | — | — | — | — | — | — | 5.46% | -11.45% | 10.86% | 24.82% |
| Concentric CI Portfolio Series Maximum Growth GIF Concentric GIF 75/75 F-Class | — | — | — | — | — | — | 6.74% | -9.97% | 12.75% | 26.95% |
| Concentric CI Portfolio Series Maximum Growth GIF Concentric GIF 75/75 | — | — | — | — | — | — | 5.88% | -10.97% | 11.48% | 25.51% |

Portfolio Allocations As at March 31, 2025**Sector Allocation****Geographic Allocation****Credit Ratings****Asset Allocation****Currency Allocation****Bond Term Allocation****Top 10 Holdings**

| Name | Weight |
|---|--------|
| NVIDIA Corp. Com | 4.51% |
| CI CANADIAN BANKS COVERED CALL INCOME CLASS ETF | 4.32% |
| Microsoft Corp. Com | 4.10% |
| Meta Platforms Inc. CI A | 3.36% |
| Amazon.com Inc. Com | 3.09% |
| Broadcom Inc. Com | 2.56% |
| Alphabet Inc. Cap Stk CI C | 2.23% |
| Taiwan Semiconductor Manufacturing Co. Ltd. | 2.13% |
| Sponsored ADR Sponsored Adr | 2.12% |
| Eli Lilly & Co. Com | 2.12% |
| ServiceNow Inc. Com | 1.64% |

Underlying Fund Holdings

| Name | Weight |
|--|--------|
| CI Global Alpha Innovators Corporate Class | 33.64% |
| Munro Global Growth Equity Fund | 9.46% |
| CI Global Artificial Intelligence ETF | 8.38% |
| CI Global Health Sciences Corporate Class | 6.87% |
| CI Alternative North American Opportunities Fund ETF | 6.84% |
| CI WisdomTree Japan Equity Index ETF | 5.96% |
| iShares China Large-Cap ETF | 4.82% |
| CI CANADIAN BANKS COVERED CALL INCOME CLASS ETF | 4.32% |
| CI Private Markets Growth Fund | 3.29% |
| CI Canadian Equity Income Private Trust | 2.85% |

Fund codes

| Series | F-Class | Front-end load | Low load * | No load | Back-end load * |
|-------------------------------|----------|----------------|------------|----------|-----------------|
| Concentric GIF 75/100 F-Class | CIE21737 | — | — | — | — |
| Concentric GIF 75/100 | — | CIE21037 | CIE21237 | CIE21337 | CIE21537 |
| Concentric GIF 75/75 F-Class | CIE20737 | — | — | — | — |
| Concentric GIF 75/75 | — | CIE20037 | CIE20237 | CIE20337 | CIE20537 |

* Effective May 29, 2023, the Deferred Sales Charge (DSC) and Low Load (LL) Purchase Fee Options are no longer available for new deposits. Switches between funds purchased with the same Purchase Fee Option will continue to be allowed.

Fees

| Series | Management Fee | MER |
|-------------------------------|----------------|-------|
| Concentric GIF 75/100 F-Class | 1.44% | 2.42% |
| Concentric GIF 75/100 | 2.44% | 3.53% |
| Concentric GIF 75/75 F-Class | 1.44% | 1.87% |
| Concentric GIF 75/75 | 2.44% | 2.99% |

®Registered trademark of The Empire Life Insurance Company. CONCENTRIC and CONCENTRIC ONLINE APPLICATION CENTRE are trademarks of The Empire Life Insurance Company. A description of the key features of the individual variable insurance contract is contained in the Information Folder for the product being considered. **Any amount that is allocated to a Segregated Fund is invested at the risk of the contract owner and may increase or decrease in value.** Please read the information folder, contract and fund facts before investing. The information in this document is for general information purposes only and is not to be construed as providing legal, tax, financial or professional advice. The Empire Life Insurance Company assumes no responsibility for any reliance made on or misuse or omissions of the information contained in this document. Please seek professional advice before making any decision. Contracts are issued by The Empire Life Insurance Company. ®Registered trademark of The Empire Life Insurance Company. CONCENTRIC is a trademark of The Empire Life Insurance Company. EMPIRE LIFE and the Empire Life logo are registered trademarks of The Empire Life Insurance Company. Certain names, words, phrases, graphics or designs may constitute trade names, registered or unregistered trademarks or service marks of CI Investments Inc. and are used with permission. CI Global Asset Management is a registered business name of CI Investments Inc. ©CI Investments Inc. 2024. All rights reserved.